



CHIMENEA INDIVIDUAL

Sistema EW - ECO 304

Chimenea modular metálica para evacuación de humos y gases de los productos de la combustión de simple pared fabricada en acero inoxidable.

MATERIAL

AISI 304

ACABADO EXTERIOR

Brillante

Colores RAL sólo hasta 200°C (según diámetro, consultar precios)

ESPEORES (mm)

0,4 - 0,5 - 0,6 - 0,8 (según el diámetro)

DIÁMETROS DISPONIBLES (mm)

Ø80 a Ø800

SISTEMA DE UNIÓN

Conexión macho-hembra con **abrazadera de unión sencilla**



APLICACIONES

- Calderas de gas y gasoil
- No condensación



CARACTERÍSTICAS

- Instalación por patinillo interior
- Temperatura de trabajo hasta 600°C
- **Soldadura TIG/LÁSER** en continuo en todas las piezas
- Abrazadera de unión **NO INCLUIDA**
- Posibilidad de **corte de módulos rectos a medida en obra**

CERTIFICADO CE

0036 CPR 9174 029

CLASIFICACIONES CE (UNE-EN 1856-1)

T600 - N1 - D - Vm - L20040 - G(100)

T400 - N1 - W - Vm - L20040 - O(50)

T200 - P1 - W - Vm - L20040 - O(00) (con junta de estanqueidad T<200°C).



CHIMENEA INDIVIDUAL

Sistema EW - ECO 304



i

Módulo recto 1000mm



i

Módulo recto 500mm



Módulo recto 250mm

Módulo recto 250mm con
desagüe lateralMódulo recto regulable
400-560mm

| | | | | | | | | | | | | | | |
|------|----------------|--------|------|----------------|--------|------|----------------|--------|------|-----------------|--------|------|-----------------|--------|
| Ø80 | 670-EWEC130080 | 39.98€ | Ø80 | 670-EWEC140080 | 26.08€ | Ø80 | 670-EWEC150080 | 13.81€ | Ø80 | 670-EWEC15D0080 | 26.08€ | Ø80 | 670-EWEC5440080 | 48.89€ |
| Ø100 | 670-EWEC130100 | 42.96€ | Ø100 | 670-EWEC140100 | 27.59€ | Ø100 | 670-EWEC150100 | 16.87€ | Ø100 | 670-EWEC15D0100 | 27.59€ | Ø100 | 670-EWEC5440100 | 57€ |
| Ø130 | 670-EWEC130130 | 45.92€ | Ø130 | 670-EWEC140130 | 29.13€ | Ø130 | 670-EWEC150130 | 16.87€ | Ø130 | 670-EWEC15D0130 | 27.59€ | Ø130 | 670-EWEC5440130 | 63€ |
| Ø150 | 670-EWEC130150 | 52€ | Ø150 | 670-EWEC140150 | 30.65€ | Ø150 | 670-EWEC150150 | 16.87€ | Ø150 | 670-EWEC15D0150 | 33.72€ | Ø150 | 670-EWEC5440150 | 79€ |
| Ø180 | 670-EWEC130180 | 62€ | Ø180 | 670-EWEC140180 | 36.8€ | Ø180 | 670-EWEC150180 | 21.47€ | Ø180 | 670-EWEC15D0180 | 35.28€ | Ø180 | 670-EWEC5440180 | 93€ |
| Ø200 | 670-EWEC130200 | 76€ | Ø200 | 670-EWEC140200 | 42.96€ | Ø200 | 670-EWEC150200 | 26.08€ | Ø200 | 670-EWEC15D0200 | 39.98€ | Ø200 | 670-EWEC5440200 | 95€ |
| Ø250 | 670-EWEC130250 | 100€ | Ø250 | 670-EWEC140250 | 52€ | Ø250 | 670-EWEC150250 | 30.65€ | Ø250 | 670-EWEC15D0250 | 44.43€ | Ø250 | 670-EWEC5440250 | 125€ |
| Ø300 | 670-EWEC130300 | 119€ | Ø300 | 670-EWEC140300 | 62€ | Ø300 | 670-EWEC150300 | 35.28€ | Ø300 | 670-EWEC15D0300 | 47.4€ | Ø300 | 670-EWEC5440300 | 160€ |
| Ø350 | 670-EWEC130350 | 135€ | Ø350 | 670-EWEC140350 | 80€ | Ø350 | 670-EWEC150350 | 47.4€ | Ø350 | 670-EWEC15D0350 | 62€ | Ø350 | 670-EWEC5440350 | 179€ |
| Ø400 | 670-EWEC130400 | 147€ | Ø400 | 670-EWEC140400 | 90€ | Ø400 | 670-EWEC150400 | 54€ | Ø400 | 670-EWEC15D0400 | 74€ | Ø400 | 670-EWEC5440400 | 195€ |
| Ø450 | 670-EWEC130450 | 173€ | Ø450 | 670-EWEC140450 | 119€ | Ø450 | 670-EWEC150450 | 80€ | Ø450 | 670-EWEC15D0450 | 95€ | Ø450 | 670-EWEC5440450 | 251€ |
| Ø500 | 670-EWEC130500 | 222€ | Ø500 | 670-EWEC140500 | 150€ | Ø500 | 670-EWEC150500 | 103€ | Ø500 | 670-EWEC15D0500 | 121€ | Ø500 | 670-EWEC5440500 | 298€ |
| Ø550 | 670-EWEC130550 | 303€ | Ø550 | 670-EWEC140550 | 195€ | Ø550 | 670-EWEC150550 | 130€ | Ø550 | 670-EWEC15D0550 | 147€ | Ø550 | 670-EWEC5440550 | 315€ |
| Ø600 | 670-EWEC130600 | 323€ | Ø600 | 670-EWEC140600 | 214€ | Ø600 | 670-EWEC150600 | 143€ | Ø600 | 670-EWEC15D0600 | 159€ | Ø600 | 670-EWEC5440600 | 362€ |
| Ø650 | 670-EWEC130650 | 345€ | Ø650 | 670-EWEC140650 | 227€ | Ø650 | 670-EWEC150650 | 150€ | Ø650 | 670-EWEC15D0650 | 176€ | Ø650 | 670-EWEC5440650 | 384€ |
| Ø700 | 670-EWEC130700 | 428€ | Ø700 | 670-EWEC140700 | 280€ | Ø700 | 670-EWEC150700 | 188€ | Ø700 | 670-EWEC15D0700 | 213€ | Ø700 | 670-EWEC5440700 | 475€ |
| Ø750 | 670-EWEC130750 | 446€ | Ø750 | 670-EWEC140750 | 294€ | Ø750 | 670-EWEC150750 | 195€ | Ø750 | 670-EWEC15D0750 | 222€ | Ø750 | 670-EWEC5440750 | 497€ |
| Ø800 | 670-EWEC130800 | 487€ | Ø800 | 670-EWEC140800 | 317€ | Ø800 | 670-EWEC150800 | 214€ | Ø800 | 670-EWEC15D0800 | 238€ | Ø800 | 670-EWEC5440800 | 540€ |

Módulo recto regulable
560-920mm

Módulo de descenso



Codo 15°



Codo 30°



Codo 45°

| | | | | | | | | | | | | | | |
|------|-----------------|------|------|------------------|------|------|----------------|--------|------|----------------|--------|------|----------------|--------|
| Ø80 | 670-EWEC5450080 | 63€ | Ø80 | 670-EWEC14680080 | 62€ | Ø80 | 670-EWEC160080 | 21.47€ | Ø80 | 670-EWEC170080 | 21.47€ | Ø80 | 670-EWEC180080 | 21.47€ |
| Ø100 | 670-EWEC5450100 | 70€ | Ø100 | 670-EWEC14680100 | 70€ | Ø100 | 670-EWEC160100 | 24.54€ | Ø100 | 670-EWEC170100 | 24.54€ | Ø100 | 670-EWEC180100 | 24.54€ |
| Ø130 | 670-EWEC5450130 | 77€ | Ø130 | 670-EWEC14680130 | 76€ | Ø130 | 670-EWEC160130 | 26.08€ | Ø130 | 670-EWEC170130 | 26.08€ | Ø130 | 670-EWEC180130 | 26.08€ |
| Ø150 | 670-EWEC5450150 | 93€ | Ø150 | 670-EWEC14680150 | 85€ | Ø150 | 670-EWEC160150 | 29.13€ | Ø150 | 670-EWEC170150 | 29.13€ | Ø150 | 670-EWEC180150 | 29.13€ |
| Ø180 | 670-EWEC5450180 | 103€ | Ø180 | 670-EWEC14680180 | 100€ | Ø180 | 670-EWEC160180 | 38.52€ | Ø180 | 670-EWEC170180 | 38.52€ | Ø180 | 670-EWEC180180 | 38.52€ |
| Ø200 | 670-EWEC5450200 | 115€ | Ø200 | 670-EWEC14680200 | 121€ | Ø200 | 670-EWEC160200 | 42.96€ | Ø200 | 670-EWEC170200 | 42.96€ | Ø200 | 670-EWEC180200 | 42.96€ |
| Ø250 | 670-EWEC5450250 | 133€ | Ø250 | 670-EWEC14680250 | 160€ | Ø250 | 670-EWEC160250 | 54€ | Ø250 | 670-EWEC170250 | 54€ | Ø250 | 670-EWEC180250 | 54€ |
| Ø300 | 670-EWEC5450300 | 168€ | Ø300 | 670-EWEC14680300 | 188€ | Ø300 | 670-EWEC160300 | 70€ | Ø300 | 670-EWEC170300 | 70€ | Ø300 | 670-EWEC180300 | 70€ |
| Ø350 | 670-EWEC5450350 | 227€ | Ø350 | 670-EWEC14680350 | 219€ | Ø350 | 670-EWEC160350 | 82€ | Ø350 | 670-EWEC170350 | 82€ | Ø350 | 670-EWEC180350 | 82€ |
| Ø400 | 670-EWEC5450400 | 252€ | Ø400 | 670-EWEC14680400 | 235€ | Ø400 | 670-EWEC160400 | 91€ | Ø400 | 670-EWEC170400 | 91€ | Ø400 | 670-EWEC180400 | 91€ |
| Ø450 | 670-EWEC5450450 | 315€ | Ø450 | 670-EWEC14680450 | 274€ | Ø450 | 670-EWEC160450 | 129€ | Ø450 | 670-EWEC170450 | 129€ | Ø450 | 670-EWEC180450 | 129€ |
| Ø500 | 670-EWEC5450500 | 336€ | Ø500 | 670-EWEC14680500 | 357€ | Ø500 | 670-EWEC160500 | 179€ | Ø500 | 670-EWEC170500 | 179€ | Ø500 | 670-EWEC180500 | 179€ |
| Ø550 | 670-EWEC5450550 | 369€ | Ø550 | 670-EWEC14680550 | 479€ | Ø550 | 670-EWEC160550 | 235€ | Ø550 | 670-EWEC170550 | 235€ | Ø550 | 670-EWEC180550 | 235€ |
| Ø600 | 670-EWEC5450600 | 405€ | Ø600 | 670-EWEC14680600 | 520€ | Ø600 | 670-EWEC160600 | 259€ | Ø600 | 670-EWEC170600 | 259€ | Ø600 | 670-EWEC180600 | 259€ |
| Ø650 | 670-EWEC5450650 | 431€ | Ø650 | 670-EWEC14680650 | 552€ | Ø650 | 670-EWEC160650 | 277€ | Ø650 | 670-EWEC170650 | 277€ | Ø650 | 670-EWEC180650 | 277€ |
| Ø700 | 670-EWEC5450700 | 535€ | Ø700 | 670-EWEC14680700 | 683€ | Ø700 | 670-EWEC160700 | 344€ | Ø700 | 670-EWEC170700 | 344€ | Ø700 | 670-EWEC180700 | 344€ |
| Ø750 | 670-EWEC5450750 | 561€ | Ø750 | 670-EWEC14680750 | 714€ | Ø750 | 670-EWEC160750 | 358€ | Ø750 | 670-EWEC170750 | 358€ | Ø750 | 670-EWEC180750 | 358€ |
| Ø800 | 670-EWEC5450800 | 612€ | Ø800 | 670-EWEC14680800 | 781€ | Ø800 | 670-EWEC160800 | 391€ | Ø800 | 670-EWEC170800 | 391€ | Ø800 | 670-EWEC180800 | 391€ |

i Precio unidad. u/c= unidad caja.

i Para ángulos diferentes de 90° se produce un cierto desplazamiento del eje.



Codo 60°



Codo 90°



Codo 0°-90°
Multidireccional



Te 90°



Te 135°

| | | | | | | | | | | | | | | |
|------|----------------|--------|------|----------------|--------|------|-----------------|------|------|-----------------|--------|------|----------------|-------|
| Ø80 | 670-EWEC840080 | 26.08€ | Ø80 | 670-EWEC600080 | 29.13€ | Ø80 | 671-EWEC1010080 | 69€ | Ø80 | 670-EWEC3170080 | 45.92€ | Ø80 | 670-EWEC120080 | 67€ |
| Ø100 | 670-EWEC840100 | 27.59€ | Ø100 | 670-EWEC600100 | 29.13€ | Ø100 | 671-EWEC1010100 | 69€ | Ø100 | 670-EWEC3170100 | 52€ | Ø100 | 670-EWEC120100 | 72€ |
| Ø130 | 670-EWEC840130 | 29.13€ | Ø130 | 670-EWEC600130 | 30.65€ | Ø130 | 671-EWEC1010130 | 80€ | Ø130 | 670-EWEC3170130 | 57€ | Ø130 | 670-EWEC120130 | 76€ |
| Ø150 | 670-EWEC840150 | 36.8€ | Ø150 | 670-EWEC600150 | 41.48€ | Ø150 | 671-EWEC1010150 | 94€ | Ø150 | 670-EWEC3170150 | 70€ | Ø150 | 670-EWEC120150 | 93€ |
| Ø180 | 670-EWEC840180 | 45.92€ | Ø180 | 670-EWEC600180 | 54€ | Ø180 | 671-EWEC1010180 | 114€ | Ø180 | 670-EWEC3170180 | 82€ | Ø180 | 670-EWEC120180 | 113€ |
| Ø200 | 670-EWEC840200 | 50€ | Ø200 | 670-EWEC600200 | 58€ | Ø200 | 671-EWEC1010200 | 131€ | Ø200 | 670-EWEC3170200 | 93€ | Ø200 | 670-EWEC120200 | 129€ |
| Ø250 | 670-EWEC840250 | 67€ | Ø250 | 670-EWEC600250 | 77€ | Ø250 | 671-EWEC1010250 | 158€ | Ø250 | 670-EWEC3170250 | 113€ | Ø250 | 670-EWEC120250 | 160€ |
| Ø300 | 670-EWEC840300 | 85€ | Ø300 | 670-EWEC600300 | 100€ | Ø300 | - | - | Ø300 | 670-EWEC3170300 | 143€ | Ø300 | 670-EWEC120300 | 206€ |
| Ø350 | 670-EWEC840350 | 100€ | Ø350 | 670-EWEC600350 | 119€ | Ø350 | - | - | Ø350 | 670-EWEC3170350 | 153€ | Ø350 | 670-EWEC120350 | 222€ |
| Ø400 | 670-EWEC840400 | 115€ | Ø400 | 670-EWEC600400 | 133€ | Ø400 | - | - | Ø400 | 670-EWEC3170400 | 173€ | Ø400 | 670-EWEC120400 | 250€ |
| Ø450 | 670-EWEC840450 | 142€ | Ø450 | 670-EWEC600450 | 168€ | Ø450 | - | - | Ø450 | 670-EWEC3170450 | 251€ | Ø450 | 670-EWEC120450 | 387€ |
| Ø500 | 670-EWEC840500 | 179€ | Ø500 | 670-EWEC600500 | 214€ | Ø500 | - | - | Ø500 | 670-EWEC3170500 | 364€ | Ø500 | 670-EWEC120500 | 450€ |
| Ø550 | 670-EWEC840550 | 225€ | Ø550 | 670-EWEC600550 | 266€ | Ø550 | - | - | Ø550 | 670-EWEC3170550 | 472€ | Ø550 | 670-EWEC120550 | 585€ |
| Ø600 | 670-EWEC840600 | 267€ | Ø600 | 670-EWEC600600 | 315€ | Ø600 | - | - | Ø600 | 670-EWEC3170600 | 524€ | Ø600 | 670-EWEC120600 | 1343€ |
| Ø650 | - | - | Ø650 | - | - | Ø650 | - | - | Ø650 | 670-EWEC3170650 | 557€ | Ø650 | 670-EWEC120650 | 1426€ |
| Ø700 | - | - | Ø700 | - | - | Ø700 | - | - | Ø700 | 670-EWEC3170700 | 690€ | Ø700 | 670-EWEC120700 | 1771€ |
| Ø750 | - | - | Ø750 | - | - | Ø750 | - | - | Ø750 | 670-EWEC3170750 | 722€ | Ø750 | 670-EWEC120750 | 1851€ |
| Ø800 | - | - | Ø800 | - | - | Ø800 | - | - | Ø800 | 670-EWEC3170800 | 790€ | Ø800 | 670-EWEC120800 | 2019€ |



Colector de hollín



Colector de hollín con
desagüe



Codo 90° con tapa de
inspección P1



Módulo de inspección



Módulo de inspección con
tapa 200 Pa (P1)

| | | | | | | | | | | | | | | |
|------|-----------------|--------|------|----------------|--------|------|------------------|------|------|-----------------|--------|------|-----------------|------|
| Ø80 | 670-EWEC5510080 | 27.59€ | Ø80 | 670-EWEC440080 | 35.28€ | Ø80 | 670-EWEC19AL0080 | 90€ | Ø80 | 670-EWEC5430080 | 33.72€ | Ø80 | 670-EWEC5490080 | 85€ |
| Ø100 | 670-EWEC5510100 | 29.13€ | Ø100 | 670-EWEC440100 | 38.52€ | Ø100 | 670-EWEC19AL0100 | 93€ | Ø100 | 670-EWEC5430100 | 35.28€ | Ø100 | 670-EWEC5490100 | 94€ |
| Ø130 | 670-EWEC5510130 | 29.13€ | Ø130 | 670-EWEC440130 | 39.98€ | Ø130 | 670-EWEC19AL0130 | 84€ | Ø130 | 670-EWEC5430130 | 38.52€ | Ø130 | 670-EWEC5490130 | 100€ |
| Ø150 | 670-EWEC5510150 | 29.13€ | Ø150 | 670-EWEC440150 | 42.96€ | Ø150 | 670-EWEC19AL0150 | 114€ | Ø150 | 670-EWEC5430150 | 45.92€ | Ø150 | 670-EWEC5490150 | 122€ |
| Ø180 | 670-EWEC5510180 | 30.65€ | Ø180 | 670-EWEC440180 | 45.92€ | Ø180 | 670-EWEC19AL0180 | 133€ | Ø180 | 670-EWEC5430180 | 57€ | Ø180 | 670-EWEC5490180 | 135€ |
| Ø200 | 670-EWEC5510200 | 38.52€ | Ø200 | 670-EWEC440200 | 50€ | Ø200 | 670-EWEC19AL0200 | 175€ | Ø200 | 670-EWEC5430200 | 67€ | Ø200 | 670-EWEC5490200 | 169€ |
| Ø250 | 670-EWEC5510250 | 48.89€ | Ø250 | 670-EWEC440250 | 63€ | Ø250 | 670-EWEC19AL0250 | 210€ | Ø250 | 670-EWEC5430250 | 82€ | Ø250 | 670-EWEC5490250 | 214€ |
| Ø300 | 670-EWEC5510300 | 62€ | Ø300 | 670-EWEC440300 | 80€ | Ø300 | 670-EWEC19AL0300 | 231€ | Ø300 | 670-EWEC5430300 | 95€ | Ø300 | 670-EWEC5490300 | 245€ |
| Ø350 | 670-EWEC5510350 | 82€ | Ø350 | 670-EWEC440350 | 100€ | Ø350 | 670-EWEC19AL0350 | 241€ | Ø350 | 670-EWEC5430350 | 105€ | Ø350 | 670-EWEC5490350 | 256€ |
| Ø400 | 670-EWEC5510400 | 124€ | Ø400 | 670-EWEC440400 | 168€ | Ø400 | 670-EWEC19AL0400 | 277€ | Ø400 | 670-EWEC5430400 | 116€ | Ø400 | 670-EWEC5490400 | 277€ |
| Ø450 | 670-EWEC5510450 | 142€ | Ø450 | 670-EWEC440450 | 209€ | Ø450 | 670-EWEC19AL0450 | 403€ | Ø450 | 670-EWEC5430450 | 162€ | Ø450 | 670-EWEC5490450 | 358€ |
| Ø500 | 670-EWEC5510500 | 151€ | Ø500 | 670-EWEC440500 | 230€ | Ø500 | 670-EWEC19AL0500 | 502€ | Ø500 | 670-EWEC5430500 | 213€ | Ø500 | 670-EWEC5490500 | 477€ |
| Ø550 | 670-EWEC5510550 | 169€ | Ø550 | 670-EWEC440550 | 252€ | Ø550 | 670-EWEC19AL0550 | 714€ | Ø550 | 670-EWEC5430550 | 238€ | Ø550 | 670-EWEC5490550 | 590€ |
| Ø600 | 670-EWEC5510600 | 184€ | Ø600 | 670-EWEC440600 | 271€ | Ø600 | 670-EWEC19AL0600 | 840€ | Ø600 | 670-EWEC5430600 | 252€ | Ø600 | 670-EWEC5490600 | 646€ |
| Ø650 | 670-EWEC5510650 | 194€ | Ø650 | 670-EWEC440650 | 286€ | Ø650 | - | - | Ø650 | 670-EWEC5430650 | 262€ | Ø650 | 670-EWEC5490650 | 680€ |
| Ø700 | 670-EWEC5510700 | 240€ | Ø700 | 670-EWEC440700 | 358€ | Ø700 | - | - | Ø700 | 670-EWEC5430700 | 321€ | Ø700 | 670-EWEC5490700 | 820€ |
| Ø750 | 670-EWEC5510750 | 253€ | Ø750 | 670-EWEC440750 | 371€ | Ø750 | - | - | Ø750 | 670-EWEC5430750 | 344€ | Ø750 | 670-EWEC5490750 | 853€ |
| Ø800 | 670-EWEC5510800 | 277€ | Ø800 | 670-EWEC440800 | 406€ | Ø800 | - | - | Ø800 | 670-EWEC5430800 | 375€ | Ø800 | 670-EWEC5490800 | 925€ |



CHIMENEA INDIVIDUAL

Sistema EW - ECO 304



Módulo de inspección con tapa 40 Pa (N1)



Módulo temperatura humos



Terminal salida libre



Terminal anti-lluvia



Terminal anti-viento

| | | | | | | | | | | | | | | |
|------|----------------|------|------|----------------|-------|------|----------------|--------|------|-----------------|------|------|-----------------|------|
| Ø80 | 670-EWEC680080 | 62€ | Ø80 | 670-EWEC870080 | 170€ | Ø80 | 670-EWEC320080 | 44.43€ | Ø80 | 670-EWEC5260080 | 62€ | Ø80 | 670-EWEC5270080 | 90€ |
| Ø100 | 670-EWEC680100 | 69€ | Ø100 | 670-EWEC870100 | 188€ | Ø100 | 670-EWEC320100 | 47.4€ | Ø100 | 670-EWEC5260100 | 69€ | Ø100 | 670-EWEC5270100 | 95€ |
| Ø130 | 670-EWEC680130 | 76€ | Ø130 | 670-EWEC870130 | 208€ | Ø130 | 670-EWEC320130 | 52€ | Ø130 | 670-EWEC5260130 | 76€ | Ø130 | 670-EWEC5270130 | 106€ |
| Ø150 | 670-EWEC680150 | 93€ | Ø150 | 670-EWEC870150 | 258€ | Ø150 | 670-EWEC320150 | 69€ | Ø150 | 670-EWEC5260150 | 93€ | Ø150 | 670-EWEC5270150 | 133€ |
| Ø180 | 670-EWEC680180 | 113€ | Ø180 | 670-EWEC870180 | 310€ | Ø180 | 670-EWEC320180 | 82€ | Ø180 | 670-EWEC5260180 | 113€ | Ø180 | 670-EWEC5270180 | 159€ |
| Ø200 | 670-EWEC680200 | 129€ | Ø200 | 670-EWEC870200 | 358€ | Ø200 | 670-EWEC320200 | 93€ | Ø200 | 670-EWEC5260200 | 129€ | Ø200 | 670-EWEC5270200 | 184€ |
| Ø250 | 670-EWEC680250 | 160€ | Ø250 | 670-EWEC870250 | 446€ | Ø250 | 670-EWEC320250 | 116€ | Ø250 | 670-EWEC5260250 | 160€ | Ø250 | 670-EWEC5270250 | 233€ |
| Ø300 | 670-EWEC680300 | 193€ | Ø300 | 670-EWEC870300 | 537€ | Ø300 | 670-EWEC320300 | 142€ | Ø300 | 670-EWEC5260300 | 193€ | Ø300 | 670-EWEC5270300 | 277€ |
| Ø350 | 670-EWEC680350 | 210€ | Ø350 | 670-EWEC870350 | 587€ | Ø350 | 670-EWEC320350 | 151€ | Ø350 | 670-EWEC5260350 | 210€ | Ø350 | 670-EWEC5270350 | 336€ |
| Ø400 | 670-EWEC680400 | 233€ | Ø400 | 670-EWEC870400 | 650€ | Ø400 | 670-EWEC320400 | 170€ | Ø400 | 670-EWEC5260400 | 233€ | Ø400 | 670-EWEC5270400 | 369€ |
| Ø450 | 670-EWEC680450 | 324€ | Ø450 | 670-EWEC870450 | 709€ | Ø450 | 670-EWEC320450 | 228€ | Ø450 | - | - | Ø450 | - | - |
| Ø500 | 670-EWEC680500 | 424€ | Ø500 | 670-EWEC870500 | 773€ | Ø500 | 670-EWEC320500 | 285€ | Ø500 | - | - | Ø500 | - | - |
| Ø550 | 670-EWEC680550 | 552€ | Ø550 | 670-EWEC870550 | 844€ | Ø550 | 670-EWEC320550 | 369€ | Ø550 | - | - | Ø550 | - | - |
| Ø600 | 670-EWEC680600 | 596€ | Ø600 | 670-EWEC870600 | 909€ | Ø600 | 670-EWEC320600 | 400€ | Ø600 | - | - | Ø600 | - | - |
| Ø650 | 670-EWEC680650 | 629€ | Ø650 | 670-EWEC870650 | 965€ | Ø650 | 670-EWEC320650 | 426€ | Ø650 | - | - | Ø650 | - | - |
| Ø700 | 670-EWEC680700 | 784€ | Ø700 | 670-EWEC870700 | 1198€ | Ø700 | 670-EWEC320700 | 525€ | Ø700 | - | - | Ø700 | - | - |
| Ø750 | 670-EWEC680750 | 820€ | Ø750 | 670-EWEC870750 | 1252€ | Ø750 | 670-EWEC320750 | 552€ | Ø750 | - | - | Ø750 | - | - |
| Ø800 | 670-EWEC680800 | 895€ | Ø800 | 670-EWEC870800 | 1364€ | Ø800 | 670-EWEC320800 | 599€ | Ø800 | - | - | Ø800 | - | - |



Terminal horizontal con rejilla



Terminal Gas



Terminal GAS light



Adaptador a Hurricane



Manguito hembra-hembra

| | | | | | | | | | | | | | | |
|------|-----------------|--------|------|------------------|-------|------|------------------|------|------|------------------|------|------|-----------------|--------|
| Ø80 | 670-EWEC5320080 | 48.89€ | Ø80 | - | - | Ø80 | 670-EWEC43500080 | 159€ | Ø80 | - | - | Ø80 | 670-EWEC6130080 | 12.26€ |
| Ø100 | 670-EWEC5320100 | 52€ | Ø100 | - | - | Ø100 | 670-EWEC43500100 | 170€ | Ø100 | - | - | Ø100 | 670-EWEC6130100 | 18.39€ |
| Ø130 | 670-EWEC5320130 | 61€ | Ø130 | 670-EWEC14540130 | 317€ | Ø130 | 670-EWEC43500130 | 187€ | Ø130 | 670-EWEC44760130 | 61€ | Ø130 | 670-EWEC6130130 | 26.08€ |
| Ø150 | 670-EWEC5320150 | 77€ | Ø150 | 670-EWEC14540150 | 353€ | Ø150 | 670-EWEC43500150 | 213€ | Ø150 | 670-EWEC44760150 | 67€ | Ø150 | 670-EWEC6130150 | 30.65€ |
| Ø180 | 670-EWEC5320180 | 92€ | Ø180 | 670-EWEC14540180 | 392€ | Ø180 | 670-EWEC43500180 | 233€ | Ø180 | 670-EWEC44760180 | 79€ | Ø180 | 670-EWEC6130180 | 35.28€ |
| Ø200 | 670-EWEC5320200 | 104€ | Ø200 | 670-EWEC14540200 | 492€ | Ø200 | 670-EWEC43500200 | 258€ | Ø200 | 670-EWEC44760200 | 94€ | Ø200 | 670-EWEC6130200 | 38.52€ |
| Ø250 | 670-EWEC5320250 | 131€ | Ø250 | 670-EWEC14540250 | 600€ | Ø250 | 670-EWEC43500250 | 344€ | Ø250 | 670-EWEC44760250 | 111€ | Ø250 | 670-EWEC6130250 | 45.92€ |
| Ø300 | 670-EWEC5320300 | 156€ | Ø300 | 670-EWEC14540300 | 688€ | Ø300 | 670-EWEC43500300 | 445€ | Ø300 | 670-EWEC44760300 | 137€ | Ø300 | 670-EWEC6130300 | 57€ |
| Ø350 | 670-EWEC5320350 | 170€ | Ø350 | 670-EWEC14540350 | 897€ | Ø350 | - | - | Ø350 | - | - | Ø350 | 670-EWEC6130350 | 69€ |
| Ø400 | 670-EWEC5320400 | 192€ | Ø400 | 670-EWEC14540400 | 997€ | Ø400 | - | - | Ø400 | - | - | Ø400 | 670-EWEC6130400 | 76€ |
| Ø450 | 670-EWEC5320450 | 253€ | Ø450 | 670-EWEC14540450 | 1205€ | Ø450 | - | - | Ø450 | - | - | Ø450 | 670-EWEC6130450 | 84€ |
| Ø500 | 670-EWEC5320500 | 317€ | Ø500 | 670-EWEC14540500 | 1517€ | Ø500 | - | - | Ø500 | - | - | Ø500 | 670-EWEC6130500 | 103€ |
| Ø550 | 670-EWEC5320550 | 414€ | Ø550 | 670-EWEC14540550 | 1696€ | Ø550 | - | - | Ø550 | - | - | Ø550 | 670-EWEC6130550 | 213€ |
| Ø600 | 670-EWEC5320600 | 446€ | Ø600 | 670-EWEC14540600 | 1881€ | Ø600 | - | - | Ø600 | - | - | Ø600 | 670-EWEC6130600 | 227€ |
| Ø650 | 670-EWEC5320650 | 474€ | Ø650 | 670-EWEC14540650 | 1998€ | Ø650 | - | - | Ø650 | - | - | Ø650 | 670-EWEC6130650 | 238€ |
| Ø700 | 670-EWEC5320700 | 586€ | Ø700 | 670-EWEC14540700 | 2480€ | Ø700 | - | - | Ø700 | - | - | Ø700 | 670-EWEC6130700 | 299€ |
| Ø750 | 670-EWEC5320750 | 616€ | Ø750 | 670-EWEC14540750 | 2593€ | Ø750 | - | - | Ø750 | - | - | Ø750 | 670-EWEC6130750 | 311€ |
| Ø800 | 670-EWEC5320800 | 668€ | Ø800 | 670-EWEC14540800 | 2828€ | Ø800 | - | - | Ø800 | - | - | Ø800 | 670-EWEC6130800 | 342€ |



Consultar página 91 para ver distancias de separación.



En los diámetros Ø80 y Ø100 las lamas sobresalen del diámetro del tubo.



Manguito macho-macho



Soporte de carga regulable



Abrazadera de unión 1.0



Abrazadera fijación pared regulable 50-80mm



Abrazadera fijación pared fija

| | | | | | | | | | | | | | | |
|------|-----------------|--------|------|-----------------|-------|------|----------------|--------|------|-----------------|--------|------|------------------|------|
| Ø80 | 670-EWEC9720080 | 12.26€ | Ø80 | 670-EWEC3790080 | 58€ | Ø80 | 665-ZUWA450080 | 6.15€ | Ø80 | 665-ZUWA5560080 | 29.13€ | Ø80 | - | - |
| Ø100 | 670-EWEC9720100 | 18.39€ | Ø100 | 670-EWEC3790100 | 63€ | Ø100 | 665-ZUWA450100 | 6.15€ | Ø100 | 665-ZUWA5560100 | 32.19€ | Ø100 | - | - |
| Ø130 | 670-EWEC9720130 | 26.08€ | Ø130 | 670-EWEC3790130 | 72€ | Ø130 | 665-ZUWA450130 | 6.15€ | Ø130 | 665-ZUWA5560130 | 35.28€ | Ø130 | - | - |
| Ø150 | 670-EWEC9720150 | 30.65€ | Ø150 | 670-EWEC3790150 | 89€ | Ø150 | 665-ZUWA450150 | 7.68€ | Ø150 | 665-ZUWA5560150 | 36.8€ | Ø150 | - | - |
| Ø180 | 670-EWEC9720180 | 35.28€ | Ø180 | 670-EWEC3790180 | 105€ | Ø180 | 665-ZUWA450180 | 9.19€ | Ø180 | 665-ZUWA5560180 | 36.8€ | Ø180 | - | - |
| Ø200 | 670-EWEC9720200 | 38.52€ | Ø200 | 670-EWEC3790200 | 121€ | Ø200 | 665-ZUWA450200 | 10.73€ | Ø200 | 665-ZUWA5560200 | 42.96€ | Ø200 | - | - |
| Ø250 | 670-EWEC9720250 | 45.92€ | Ø250 | 670-EWEC3790250 | 151€ | Ø250 | 665-ZUWA450250 | 19.94€ | Ø250 | 665-ZUWA5560250 | 57€ | Ø250 | - | - |
| Ø300 | 670-EWEC9720300 | 57€ | Ø300 | 670-EWEC3790300 | 180€ | Ø300 | 665-ZUWA450300 | 24.54€ | Ø300 | 665-ZUWA5560300 | 60€ | Ø300 | - | - |
| Ø350 | 670-EWEC9720350 | 69€ | Ø350 | 670-EWEC3790350 | 199€ | Ø350 | 665-ZUWA450350 | 27.59€ | Ø350 | 665-ZUWA5560350 | 63€ | Ø350 | - | - |
| Ø400 | 670-EWEC9720400 | 76€ | Ø400 | 670-EWEC3790400 | 220€ | Ø400 | 665-ZUWA450400 | 35.28€ | Ø400 | 665-ZUWA5560400 | 83€ | Ø400 | - | - |
| Ø450 | 670-EWEC9720450 | 84€ | Ø450 | 670-EWEC3790450 | 316€ | Ø450 | 665-ZUWA450450 | 39.98€ | Ø450 | 665-ZUWA5560450 | 92€ | Ø450 | - | - |
| Ø500 | 670-EWEC9720500 | 103€ | Ø500 | 670-EWEC3790500 | 444€ | Ø500 | 665-ZUWA450500 | 44.43€ | Ø500 | - | - | Ø500 | 665-ZUWA556F0500 | 116€ |
| Ø550 | 670-EWEC9720550 | 213€ | Ø550 | 670-EWEC3790550 | 642€ | Ø550 | 665-ZUWA450550 | 47.4€ | Ø550 | - | - | Ø550 | 665-ZUWA556F0550 | 146€ |
| Ø600 | 670-EWEC9720600 | 227€ | Ø600 | 670-EWEC3790600 | 695€ | Ø600 | 665-ZUWA450600 | 55€ | Ø600 | - | - | Ø600 | 665-ZUWA556F0600 | 175€ |
| Ø650 | 670-EWEC9720650 | 238€ | Ø650 | 670-EWEC3790650 | 737€ | Ø650 | 665-ZUWA450650 | 60€ | Ø650 | - | - | Ø650 | 665-ZUWA556F0650 | 191€ |
| Ø700 | 670-EWEC9720700 | 299€ | Ø700 | 670-EWEC3790700 | 913€ | Ø700 | 665-ZUWA450700 | 73€ | Ø700 | - | - | Ø700 | 665-ZUWA556F0700 | 249€ |
| Ø750 | 670-EWEC9720750 | 311€ | Ø750 | 670-EWEC3790750 | 957€ | Ø750 | 665-ZUWA450750 | 89€ | Ø750 | - | - | Ø750 | 665-ZUWA556F0750 | 303€ |
| Ø800 | 670-EWEC9720800 | 342€ | Ø800 | 670-EWEC3790800 | 1043€ | Ø800 | 665-ZUWA450800 | 98€ | Ø800 | - | - | Ø800 | 665-ZUWA556F0800 | 338€ |



Abrazadera fijación pared sencilla



Base de abrazadera distanciadora



Alas distanciadoras A



Alas distanciadoras B



Alas distanciadoras C

| | | | | | | | | | | | | | | |
|------|-----------------|--------|------|------------------|--------|------|---------------|--------|------|---------------|-----|-----|---------------|-----|
| Ø80 | 665-ZUWA5350080 | 10.73€ | Ø80 | 665-ZUWA14620080 | 36.8€ | Ø80 | 665-ZUWA1462A | 44.43€ | Ø80 | 665-ZUWA1462B | 61€ | Ø80 | 665-ZUWA1462C | 77€ |
| Ø100 | 665-ZUWA5350100 | 13.81€ | Ø100 | 665-ZUWA14620100 | 38.52€ | Ø100 | | | Ø100 | | | | | |
| Ø130 | 665-ZUWA5350130 | 13.81€ | Ø130 | 665-ZUWA14620130 | 42.96€ | Ø130 | | | Ø130 | | | | | |
| Ø150 | 665-ZUWA5350150 | 18.39€ | Ø150 | 665-ZUWA14620150 | 45.92€ | Ø150 | | | Ø150 | | | | | |
| Ø180 | 665-ZUWA5350180 | 24.54€ | Ø180 | 665-ZUWA14620180 | 48.89€ | Ø180 | | | Ø180 | | | | | |
| Ø200 | 665-ZUWA5350200 | 27.59€ | Ø200 | 665-ZUWA14620200 | 54€ | Ø200 | | | Ø200 | | | | | |
| Ø250 | - | - | Ø250 | 665-ZUWA14620250 | 94€ | Ø250 | | | Ø250 | | | | | |
| Ø300 | - | - | Ø300 | 665-ZUWA14620300 | 130€ | Ø300 | | | Ø300 | | | | | |
| Ø350 | - | - | Ø350 | 665-ZUWA14620350 | 175€ | Ø350 | | | Ø350 | | | | | |
| Ø400 | - | - | Ø400 | 665-ZUWA14620400 | 227€ | Ø400 | | | Ø400 | | | | | |
| Ø450 | - | - | Ø450 | 665-ZUWA14620450 | 281€ | Ø450 | | | Ø450 | | | | | |
| Ø500 | - | - | Ø500 | 665-ZUWA14620500 | 309€ | Ø500 | | | Ø500 | | | | | |
| Ø550 | - | - | Ø550 | 665-ZUWA14620550 | 344€ | Ø550 | | | Ø550 | | | | | |
| Ø600 | - | - | Ø600 | 665-ZUWA14620600 | 388€ | Ø600 | | | Ø600 | | | | | |
| Ø650 | - | - | Ø650 | 665-ZUWA14620650 | 418€ | Ø650 | | | Ø650 | | | | | |
| Ø700 | - | - | Ø700 | 665-ZUWA14620700 | 539€ | Ø700 | | | Ø700 | | | | | |
| Ø750 | - | - | Ø750 | 665-ZUWA14620750 | 553€ | Ø750 | Ø750 | | | | | | | |
| Ø800 | - | - | Ø800 | 665-ZUWA14620800 | 741€ | Ø800 | Ø800 | | | | | | | |



CHIMENEA INDIVIDUAL

Sistema EW - ECO 304



Alas distanciadoras D

i



Abrazadera de descenso



Abrazadera de araña



Abrazadera de soporte



Abrazadera con doble pértiga telescópica L=2000mm

| | | | | | | | | | | | | | | |
|------|---------------|-----------------|------|-----------------|----------------|------|----------------|-----------------|------|-----------------|-----------------|-------|-----------------|------|
| Ø80 | 665-ZUWA1462D | 98€ | Ø80 | 665-ZUWA40D0080 | 13.81€ | Ø80 | 665-ZUWA400080 | 9.19€ | Ø80 | - | - | Ø80 | - | - |
| Ø100 | | | Ø100 | 665-ZUWA40D0100 | 13.81€ | Ø100 | 665-ZUWA400100 | 9.19€ | Ø100 | - | - | Ø100 | - | - |
| Ø130 | | | Ø130 | 665-ZUWA40D0130 | 13.81€ | Ø130 | 665-ZUWA400130 | 9.19€ | Ø130 | - | - | Ø130 | 665-ZUWA1910130 | 136€ |
| Ø150 | | | Ø150 | 665-ZUWA40D0150 | 18.39€ | Ø150 | 665-ZUWA400150 | 9.19€ | Ø150 | - | - | Ø150 | 665-ZUWA1910150 | 138€ |
| Ø180 | | | Ø180 | 665-ZUWA40D0180 | 23€ | Ø180 | 665-ZUWA400180 | 13.81€ | Ø180 | 665-ZUWA8580180 | 137€ | Ø180 | 665-ZUWA1910180 | 147€ |
| Ø200 | | | Ø200 | 665-ZUWA40D0200 | 26.08€ | Ø200 | 665-ZUWA400200 | 13.81€ | Ø200 | 665-ZUWA8580200 | 137€ | Ø200 | 665-ZUWA1910200 | 163€ |
| Ø250 | | | Ø250 | 665-ZUWA40D0250 | 38.52€ | Ø250 | 665-ZUWA400250 | 24.54€ | Ø250 | 665-ZUWA8580250 | 175€ | Ø250 | 665-ZUWA1910250 | 184€ |
| Ø300 | | | Ø300 | 665-ZUWA40D0300 | 45.92€ | Ø300 | 665-ZUWA400300 | 27.59€ | Ø300 | 665-ZUWA8580300 | 191€ | Ø300 | 665-ZUWA1910300 | 219€ |
| Ø350 | | | Ø350 | 665-ZUWA40D0350 | 52€ | Ø350 | 665-ZUWA400350 | 32.19€ | Ø350 | 665-ZUWA8580350 | 209€ | Ø350 | 665-ZUWA1910350 | 235€ |
| Ø400 | | | Ø400 | 665-ZUWA40D0400 | 70€ | Ø400 | 665-ZUWA400400 | 35.28€ | Ø400 | 665-ZUWA8580400 | 254€ | Ø400 | 665-ZUWA1910400 | 256€ |
| Ø450 | | | Ø450 | 665-ZUWA40D0450 | 80€ | Ø450 | 665-ZUWA400450 | 38.52€ | Ø450 | 665-ZUWA8580450 | 303€ | Ø450 | 665-ZUWA1910450 | 358€ |
| Ø500 | | | Ø500 | 665-ZUWA40D0500 | 89€ | Ø500 | 665-ZUWA400500 | 52€ | Ø500 | 665-ZUWA8580500 | 334€ | Ø500 | 665-ZUWA1910500 | 468€ |
| Ø550 | | | Ø550 | 665-ZUWA40D0550 | 93€ | Ø550 | 665-ZUWA400550 | 70€ | Ø550 | 665-ZUWA8580550 | 378€ | Ø550 | 665-ZUWA1910550 | 610€ |
| Ø600 | | | Ø600 | 665-ZUWA40D0600 | 111€ | Ø600 | 665-ZUWA400600 | 92€ | Ø600 | 665-ZUWA8580600 | 428€ | Ø600 | 665-ZUWA1910600 | 659€ |
| Ø650 | | | Ø650 | 665-ZUWA40D0650 | 116€ | Ø650 | 665-ZUWA400650 | 100€ | Ø650 | 665-ZUWA8580650 | 464€ | Ø650 | 665-ZUWA1910650 | 722€ |
| Ø700 | | | Ø700 | 665-ZUWA40D0700 | 143€ | Ø700 | 665-ZUWA400700 | 130€ | Ø700 | 665-ZUWA8580700 | 600€ | Ø700 | 665-ZUWA1910700 | 821€ |
| Ø750 | | | Ø750 | 665-ZUWA40D0750 | 175€ | Ø750 | 665-ZUWA400750 | 156€ | Ø750 | 665-ZUWA8580750 | 735€ | Ø750 | 665-ZUWA1910750 | 920€ |
| Ø800 | Ø800 | 665-ZUWA40D0800 | 193€ | Ø800 | 665-ZUWA400800 | 176€ | Ø800 | 665-ZUWA8580800 | 820€ | Ø800 | 665-ZUWA1910800 | 1062€ | | |



Abrazadera forjado inox



Abrazadera para amarre por tornillo



Abrazadera vientos



Collarín antitormenta



Cubreaguas 25°-45° aluminio

i

| | | | | | | | | | | | | | | |
|------|----------------|--------|------|------------------|--------|------|----------------|--------|------|-----------------|--------|------|-------------------|-------|
| Ø80 | 665-ZUWA620080 | 16.87€ | Ø80 | 665-ZUWA10630080 | 24.54€ | Ø80 | 665-ZUWA420080 | 9.19€ | Ø80 | 665-ZUWA3070080 | 24.54€ | Ø80 | 665-ZUWA939AL0080 | 177€ |
| Ø100 | 665-ZUWA620100 | 19.94€ | Ø100 | 665-ZUWA10630100 | 27.59€ | Ø100 | 665-ZUWA420100 | 9.19€ | Ø100 | 665-ZUWA3070100 | 26.08€ | Ø100 | 665-ZUWA939AL0100 | 190€ |
| Ø130 | 665-ZUWA620130 | 24.54€ | Ø130 | 665-ZUWA10630130 | 30.65€ | Ø130 | 665-ZUWA420130 | 10.73€ | Ø130 | 665-ZUWA3070130 | 27.59€ | Ø130 | 665-ZUWA939AL0130 | 207€ |
| Ø150 | 665-ZUWA620150 | 29.13€ | Ø150 | 665-ZUWA10630150 | 33.72€ | Ø150 | 665-ZUWA420150 | 13.81€ | Ø150 | 665-ZUWA3070150 | 32.19€ | Ø150 | 665-ZUWA939AL0150 | 219€ |
| Ø180 | 665-ZUWA620180 | 39.98€ | Ø180 | 665-ZUWA10630180 | 36.8€ | Ø180 | 665-ZUWA420180 | 19.94€ | Ø180 | 665-ZUWA3070180 | 38.52€ | Ø180 | 665-ZUWA939AL0180 | 236€ |
| Ø200 | 665-ZUWA620200 | 44.43€ | Ø200 | 665-ZUWA10630200 | 39.98€ | Ø200 | 665-ZUWA420200 | 24.54€ | Ø200 | 665-ZUWA3070200 | 44.43€ | Ø200 | 665-ZUWA939AL0200 | 253€ |
| Ø250 | 665-ZUWA620250 | 47.4€ | Ø250 | 665-ZUWA10630250 | 47.4€ | Ø250 | 665-ZUWA420250 | 27.59€ | Ø250 | 665-ZUWA3070250 | 55€ | Ø250 | 665-ZUWA939AL0250 | 287€ |
| Ø300 | 665-ZUWA620300 | 55€ | Ø300 | 665-ZUWA10630300 | 61€ | Ø300 | 665-ZUWA420300 | 32.19€ | Ø300 | 665-ZUWA3070300 | 67€ | Ø300 | 665-ZUWA939AL0300 | 313€ |
| Ø350 | 665-ZUWA620350 | 62€ | Ø350 | 665-ZUWA10630350 | 70€ | Ø350 | 665-ZUWA420350 | 35.28€ | Ø350 | 665-ZUWA3070350 | 73€ | Ø350 | 665-ZUWA939AL0350 | 365€ |
| Ø400 | 665-ZUWA620400 | 70€ | Ø400 | 665-ZUWA10630400 | 80€ | Ø400 | 665-ZUWA420400 | 38.52€ | Ø400 | 665-ZUWA3070400 | 79€ | Ø400 | 665-ZUWA939AL0400 | 408€ |
| Ø450 | 665-ZUWA620450 | 79€ | Ø450 | 665-ZUWA10630450 | 91€ | Ø450 | 665-ZUWA420450 | 52€ | Ø450 | 665-ZUWA3070450 | 108€ | Ø450 | 665-ZUWA939AL0450 | 464€ |
| Ø500 | 665-ZUWA620500 | 90€ | Ø500 | 665-ZUWA10630500 | 100€ | Ø500 | 665-ZUWA420500 | 70€ | Ø500 | 665-ZUWA3070500 | 143€ | Ø500 | 665-ZUWA939AL0500 | 517€ |
| Ø550 | 665-ZUWA620550 | 97€ | Ø550 | 665-ZUWA10630550 | 108€ | Ø550 | 665-ZUWA420550 | 92€ | Ø550 | 665-ZUWA3070550 | 187€ | Ø550 | 665-ZUWA939AL0550 | 572€ |
| Ø600 | 665-ZUWA620600 | 103€ | Ø600 | 665-ZUWA10630600 | 121€ | Ø600 | 665-ZUWA420600 | 100€ | Ø600 | 665-ZUWA3070600 | 199€ | Ø600 | 665-ZUWA939AL0600 | 623€ |
| Ø650 | 665-ZUWA620650 | 109€ | Ø650 | 665-ZUWA10630650 | 131€ | Ø650 | 665-ZUWA420650 | 108€ | Ø650 | 665-ZUWA3070650 | 220€ | Ø650 | 665-ZUWA939AL0650 | 688€ |
| Ø700 | 665-ZUWA620700 | 115€ | Ø700 | 665-ZUWA10630700 | 143€ | Ø700 | 665-ZUWA420700 | 143€ | Ø700 | 665-ZUWA3070700 | 252€ | Ø700 | 665-ZUWA939AL0700 | 792€ |
| Ø750 | 665-ZUWA620750 | 122€ | Ø750 | 665-ZUWA10630750 | 158€ | Ø750 | 665-ZUWA420750 | 175€ | Ø750 | 665-ZUWA3070750 | 279€ | Ø750 | 665-ZUWA939AL0750 | 885€ |
| Ø800 | 665-ZUWA620800 | 128€ | Ø800 | 665-ZUWA10630800 | 169€ | Ø800 | 665-ZUWA420800 | 192€ | Ø800 | 665-ZUWA3070800 | 323€ | Ø800 | 665-ZUWA939AL0800 | 1058€ |

i Precio unidad. u/c= unidad caja.

i Necesario instalar collarín con el cubreaguas.

i Consultar página 91 para ver distancias de separación.



Cubreaguas 5°-25° aluminio



Cubreaguas plano inox



Cubreaguas plomo 0°-5°



Cubreaguas plomo 25°-45°



Cubreaguas plomo 5°-25°

| | | | | | | | | | | | | | | |
|------|-------------------|------|------|------------------|------|------|-----------------|------|------|-----------------|-------|------|-----------------|------|
| Ø80 | 665-ZUWA938AL0080 | 174€ | Ø80 | 665-ZUWA11280080 | 136€ | Ø80 | 665-ZUWA9370080 | 191€ | Ø80 | 665-ZUWA9390080 | 328€ | Ø80 | 665-ZUWA9380080 | 191€ |
| Ø100 | 665-ZUWA938AL0100 | 180€ | Ø100 | 665-ZUWA11280100 | 137€ | Ø100 | 665-ZUWA9370100 | 192€ | Ø100 | 665-ZUWA9390100 | 336€ | Ø100 | 665-ZUWA9380100 | 192€ |
| Ø130 | 665-ZUWA938AL0130 | 194€ | Ø130 | 665-ZUWA11280130 | 138€ | Ø130 | 665-ZUWA9370130 | 193€ | Ø130 | 665-ZUWA9390130 | 338€ | Ø130 | 665-ZUWA9380130 | 193€ |
| Ø150 | 665-ZUWA938AL0150 | 203€ | Ø150 | 665-ZUWA11280150 | 142€ | Ø150 | 665-ZUWA9370150 | 194€ | Ø150 | 665-ZUWA9390150 | 342€ | Ø150 | 665-ZUWA9380150 | 194€ |
| Ø180 | 665-ZUWA938AL0180 | 221€ | Ø180 | 665-ZUWA11280180 | 160€ | Ø180 | 665-ZUWA9370180 | 220€ | Ø180 | 665-ZUWA9390180 | 357€ | Ø180 | 665-ZUWA9380180 | 220€ |
| Ø200 | 665-ZUWA938AL0200 | 238€ | Ø200 | 665-ZUWA11280200 | 175€ | Ø200 | 665-ZUWA9370200 | 245€ | Ø200 | 665-ZUWA9390200 | 364€ | Ø200 | 665-ZUWA9380200 | 245€ |
| Ø250 | 665-ZUWA938AL0250 | 266€ | Ø250 | 665-ZUWA11280250 | 199€ | Ø250 | 665-ZUWA9370250 | 277€ | Ø250 | 665-ZUWA9390250 | 378€ | Ø250 | 665-ZUWA9380250 | 277€ |
| Ø300 | 665-ZUWA938AL0300 | 299€ | Ø300 | 665-ZUWA11280300 | 219€ | Ø300 | 665-ZUWA9370300 | 305€ | Ø300 | 665-ZUWA9390300 | 393€ | Ø300 | 665-ZUWA9380300 | 305€ |
| Ø350 | 665-ZUWA938AL0350 | 331€ | Ø350 | 665-ZUWA11280350 | 245€ | Ø350 | 665-ZUWA9370350 | 340€ | Ø350 | 665-ZUWA9390350 | 406€ | Ø350 | 665-ZUWA9380350 | 340€ |
| Ø400 | 665-ZUWA938AL0400 | 368€ | Ø400 | 665-ZUWA11280400 | 270€ | Ø400 | 665-ZUWA9370400 | 373€ | Ø400 | 665-ZUWA9390400 | 428€ | Ø400 | 665-ZUWA9380400 | 373€ |
| Ø450 | 665-ZUWA938AL0450 | 411€ | Ø450 | 665-ZUWA11280450 | 288€ | Ø450 | 665-ZUWA9370450 | 404€ | Ø450 | 665-ZUWA9390450 | 510€ | Ø450 | 665-ZUWA9380450 | 404€ |
| Ø500 | 665-ZUWA938AL0500 | 460€ | Ø500 | 665-ZUWA11280500 | 332€ | Ø500 | 665-ZUWA9370500 | 460€ | Ø500 | 665-ZUWA9390500 | 583€ | Ø500 | 665-ZUWA9380500 | 460€ |
| Ø550 | 665-ZUWA938AL0550 | 494€ | Ø550 | 665-ZUWA11280550 | 367€ | Ø550 | 665-ZUWA9370550 | 508€ | Ø550 | 665-ZUWA9390550 | 651€ | Ø550 | 665-ZUWA9380550 | 508€ |
| Ø600 | 665-ZUWA938AL0600 | 540€ | Ø600 | 665-ZUWA11280600 | 412€ | Ø600 | 665-ZUWA9370600 | 571€ | Ø600 | 665-ZUWA9390600 | 730€ | Ø600 | 665-ZUWA9380600 | 571€ |
| Ø650 | 665-ZUWA938AL0650 | 583€ | Ø650 | 665-ZUWA11280650 | 464€ | Ø650 | 665-ZUWA9370650 | 645€ | Ø650 | 665-ZUWA9390650 | 819€ | Ø650 | 665-ZUWA9380650 | 645€ |
| Ø700 | 665-ZUWA938AL0700 | 640€ | Ø700 | 665-ZUWA11280700 | 519€ | Ø700 | 665-ZUWA9370700 | 719€ | Ø700 | 665-ZUWA9390700 | 916€ | Ø700 | 665-ZUWA9380700 | 719€ |
| Ø750 | 665-ZUWA938AL0750 | 694€ | Ø750 | 665-ZUWA11280750 | 553€ | Ø750 | 665-ZUWA9370750 | 768€ | Ø750 | 665-ZUWA9390750 | 975€ | Ø750 | 665-ZUWA9380750 | 768€ |
| Ø800 | 665-ZUWA938AL0800 | 829€ | Ø800 | 665-ZUWA11280800 | 579€ | Ø800 | 665-ZUWA9370800 | 801€ | Ø800 | 665-ZUWA9390800 | 1019€ | Ø800 | 665-ZUWA9380800 | 801€ |



Pasamuros



Junta de silicona (T<200°C)

25 u/c



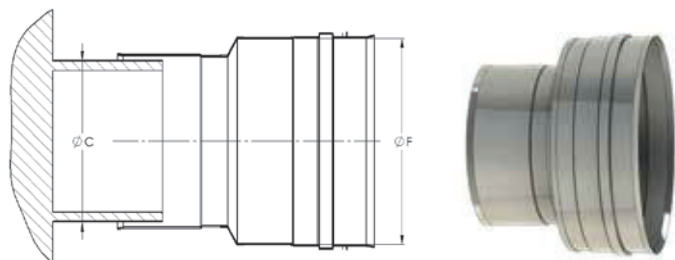
| | | | | | |
|------|-----------------|--------|------|----------------|--------|
| Ø80 | 665-ZUWA9870080 | 29.13€ | Ø80 | 665-ZUWA260080 | 4.6€ |
| Ø100 | 665-ZUWA9870100 | 35.28€ | Ø100 | 665-ZUWA260100 | 4.6€ |
| Ø130 | 665-ZUWA9870130 | 36.8€ | Ø130 | 665-ZUWA260130 | 4.6€ |
| Ø150 | 665-ZUWA9870150 | 38.52€ | Ø150 | 665-ZUWA260150 | 4.6€ |
| Ø180 | 665-ZUWA9870180 | 48.89€ | Ø180 | 665-ZUWA260180 | 6.15€ |
| Ø200 | 665-ZUWA9870200 | 48.89€ | Ø200 | 665-ZUWA260200 | 7.68€ |
| Ø250 | 665-ZUWA9870250 | 61€ | Ø250 | 665-ZUWA260250 | 10.73€ |
| Ø300 | 665-ZUWA9870300 | 79€ | Ø300 | 665-ZUWA260300 | 13.81€ |
| Ø350 | 665-ZUWA9870350 | 89€ | Ø350 | 665-ZUWA260350 | 16.87€ |
| Ø400 | 665-ZUWA9870400 | 114€ | Ø400 | 665-ZUWA260400 | 18.39€ |
| Ø450 | 665-ZUWA9870450 | 147€ | Ø450 | 665-ZUWA260450 | 19.94€ |
| Ø500 | 665-ZUWA9870500 | 192€ | Ø500 | 665-ZUWA260500 | 23€ |
| Ø550 | 665-ZUWA9870550 | 209€ | Ø550 | 665-ZUWA260550 | 26.08€ |
| Ø600 | 665-ZUWA9870600 | 230€ | Ø600 | 665-ZUWA260600 | 29.13€ |
| Ø650 | 665-ZUWA9870650 | 255€ | Ø650 | 665-ZUWA260650 | 33.72€ |
| Ø700 | 665-ZUWA9870700 | 317€ | Ø700 | 665-ZUWA260700 | 38.52€ |
| Ø750 | 665-ZUWA9870750 | 375€ | Ø750 | 665-ZUWA260750 | 42.96€ |
| Ø800 | 665-ZUWA9870800 | 439€ | Ø800 | 665-ZUWA260800 | 45.92€ |



CHIMENEA INDIVIDUAL

Sistema EW - ECO 304

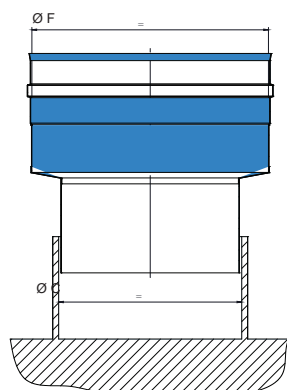
ADAPTADOR CALDERA HEMBRA



| CÓDIGO | Ø A | Ø B | € |
|---------------------|------|------|--------|
| 670-EWEC37H00800080 | Ø80 | Ø80 | 21.47€ |
| 670-EWEC37H00800100 | Ø80 | Ø100 | 50€ |
| 670-EWEC37H00800130 | Ø80 | Ø130 | 52€ |
| 670-EWEC37H01000080 | Ø100 | Ø80 | 50€ |
| 670-EWEC37H01000100 | Ø100 | Ø100 | 23€ |
| 670-EWEC37H01000130 | Ø100 | Ø130 | 52€ |
| 670-EWEC37H01000150 | Ø100 | Ø150 | 61€ |
| 670-EWEC37H01100080 | Ø110 | Ø80 | 50€ |
| 670-EWEC37H01100100 | Ø110 | Ø100 | 54€ |
| 670-EWEC37H01100130 | Ø110 | Ø130 | 52€ |
| 670-EWEC37H01100150 | Ø110 | Ø150 | 61€ |
| 670-EWEC37H01200080 | Ø120 | Ø80 | 52€ |
| 670-EWEC37H01200100 | Ø120 | Ø100 | 54€ |
| 670-EWEC37H01200130 | Ø120 | Ø130 | 52€ |
| 670-EWEC37H01200150 | Ø120 | Ø150 | 61€ |
| 670-EWEC37H01250080 | Ø125 | Ø80 | 52€ |
| 670-EWEC37H01250100 | Ø125 | Ø100 | 54€ |
| 670-EWEC37H01250130 | Ø125 | Ø130 | 24.54€ |
| 670-EWEC37H01250150 | Ø125 | Ø150 | 61€ |
| 670-EWEC37H01300080 | Ø130 | Ø80 | 52€ |
| 670-EWEC37H01300100 | Ø130 | Ø100 | 54€ |
| 670-EWEC37H01300130 | Ø130 | Ø130 | 24.54€ |
| 670-EWEC37H01300150 | Ø130 | Ø150 | 62€ |
| 670-EWEC37H01300180 | Ø130 | Ø180 | 74€ |
| 670-EWEC37H01350080 | Ø135 | Ø80 | 76€ |
| 670-EWEC37H01350100 | Ø135 | Ø100 | 69€ |
| 670-EWEC37H01350130 | Ø135 | Ø130 | 24.54€ |
| 670-EWEC37H01350150 | Ø135 | Ø150 | 62€ |
| 670-EWEC37H01350180 | Ø135 | Ø180 | 74€ |
| 670-EWEC37H01400080 | Ø140 | Ø80 | 121€ |
| 670-EWEC37H01400100 | Ø140 | Ø100 | 69€ |
| 670-EWEC37H01400130 | Ø140 | Ø130 | 69€ |
| 670-EWEC37H01400150 | Ø140 | Ø150 | 27.59€ |
| 670-EWEC37H01400180 | Ø140 | Ø180 | 74€ |
| 670-EWEC37H01500080 | Ø150 | Ø80 | 121€ |
| 670-EWEC37H01500100 | Ø150 | Ø100 | 69€ |
| 670-EWEC37H01500130 | Ø150 | Ø130 | 69€ |
| 670-EWEC37H01500150 | Ø150 | Ø150 | 27.59€ |
| 670-EWEC37H01500180 | Ø150 | Ø180 | 76€ |
| 670-EWEC37H01500200 | Ø150 | Ø200 | 85€ |
| 670-EWEC37H01600080 | Ø160 | Ø80 | 138€ |
| 670-EWEC37H01600100 | Ø160 | Ø100 | 80€ |
| 670-EWEC37H01600130 | Ø160 | Ø130 | 80€ |
| 670-EWEC37H01600150 | Ø160 | Ø150 | 27.59€ |
| 670-EWEC37H01600180 | Ø160 | Ø180 | 76€ |
| 670-EWEC37H01600200 | Ø160 | Ø200 | 85€ |
| 670-EWEC37H01750080 | Ø175 | Ø80 | 138€ |
| 670-EWEC37H01750130 | Ø175 | Ø130 | 80€ |
| 670-EWEC37H01750150 | Ø175 | Ø150 | 77€ |
| 670-EWEC37H01750180 | Ø175 | Ø180 | 33.72€ |
| 670-EWEC37H01750200 | Ø175 | Ø200 | 85€ |

| | | | |
|---------------------|------|------|--------|
| 670-EWEC37H01800080 | Ø180 | Ø80 | 138€ |
| 670-EWEC37H01800100 | Ø180 | Ø100 | 80€ |
| 670-EWEC37H01800130 | Ø180 | Ø130 | 80€ |
| 670-EWEC37H01800150 | Ø180 | Ø150 | 77€ |
| 670-EWEC37H01800180 | Ø180 | Ø180 | 33.72€ |
| 670-EWEC37H01800200 | Ø180 | Ø200 | 89€ |
| 670-EWEC37H01800250 | Ø180 | Ø250 | 92€ |
| 670-EWEC37H02000150 | Ø200 | Ø150 | 89€ |
| 670-EWEC37H02000180 | Ø200 | Ø180 | 85€ |
| 670-EWEC37H02000200 | Ø200 | Ø200 | 38.52€ |
| 670-EWEC37H02000250 | Ø200 | Ø250 | 93€ |
| 670-EWEC37H02000300 | Ø200 | Ø300 | 121€ |
| 670-EWEC37H02250180 | Ø225 | Ø180 | 91€ |
| 670-EWEC37H02250200 | Ø225 | Ø200 | 91€ |
| 670-EWEC37H02250250 | Ø225 | Ø250 | 93€ |
| 670-EWEC37H02250300 | Ø225 | Ø300 | 121€ |
| 670-EWEC37H02500180 | Ø250 | Ø180 | 91€ |
| 670-EWEC37H02500200 | Ø250 | Ø200 | 91€ |
| 670-EWEC37H02500250 | Ø250 | Ø250 | 45.92€ |
| 670-EWEC37H02500300 | Ø250 | Ø300 | 123€ |
| 670-EWEC37H02500350 | Ø250 | Ø350 | 129€ |
| 670-EWEC37H03000200 | Ø300 | Ø200 | 121€ |
| 670-EWEC37H03000250 | Ø300 | Ø250 | 125€ |
| 670-EWEC37H03000300 | Ø300 | Ø300 | 52€ |
| 670-EWEC37H03000350 | Ø300 | Ø350 | 130€ |
| 670-EWEC37H03000400 | Ø300 | Ø400 | 151€ |
| 670-EWEC37H03500250 | Ø350 | Ø250 | 143€ |
| 670-EWEC37H03500300 | Ø350 | Ø300 | 144€ |
| 670-EWEC37H03500350 | Ø350 | Ø350 | 61€ |
| 670-EWEC37H03500400 | Ø350 | Ø400 | 158€ |
| 670-EWEC37H03500450 | Ø350 | Ø450 | 250€ |
| 670-EWEC37H04000300 | Ø400 | Ø300 | 159€ |
| 670-EWEC37H04000350 | Ø400 | Ø350 | 150€ |
| 670-EWEC37H04000400 | Ø400 | Ø400 | 69€ |
| 670-EWEC37H04000450 | Ø400 | Ø450 | 252€ |
| 670-EWEC37H04000500 | Ø400 | Ø500 | 340€ |
| 670-EWEC37H04500350 | Ø450 | Ø350 | 207€ |
| 670-EWEC37H04500400 | Ø450 | Ø400 | 219€ |
| 670-EWEC37H04500450 | Ø450 | Ø450 | 93€ |
| 670-EWEC37H04500500 | Ø450 | Ø500 | 344€ |
| 670-EWEC37H04500550 | Ø450 | Ø550 | 617€ |
| 670-EWEC37H05000400 | Ø500 | Ø400 | 221€ |
| 670-EWEC37H05000450 | Ø500 | Ø450 | 259€ |
| 670-EWEC37H05000500 | Ø500 | Ø500 | 132€ |
| 670-EWEC37H05000550 | Ø500 | Ø550 | 621€ |
| 670-EWEC37H05000600 | Ø500 | Ø600 | 556€ |
| 670-EWEC37H05500450 | Ø550 | Ø450 | 383€ |
| 670-EWEC37H05500500 | Ø550 | Ø500 | 509€ |
| 670-EWEC37H05500550 | Ø550 | Ø550 | 184€ |
| 670-EWEC37H05500600 | Ø550 | Ø600 | 558€ |
| 670-EWEC37H05500650 | Ø550 | Ø650 | 599€ |
| 670-EWEC37H06000500 | Ø600 | Ø500 | 525€ |
| 670-EWEC37H06000550 | Ø600 | Ø550 | 647€ |
| 670-EWEC37H06000600 | Ø600 | Ø600 | 184€ |
| 670-EWEC37H06000650 | Ø600 | Ø650 | 603€ |
| 670-EWEC37H06000700 | Ø600 | Ø700 | 646€ |
| 670-EWEC37H06500650 | Ø650 | Ø650 | 199€ |
| 670-EWEC37H06500700 | Ø650 | Ø700 | 650€ |
| 670-EWEC37H06500750 | Ø650 | Ø750 | 690€ |
| 670-EWEC37H07000700 | Ø700 | Ø700 | 214€ |
| 670-EWEC37H07000750 | Ø700 | Ø750 | 695€ |
| 670-EWEC37H07000800 | Ø700 | Ø800 | 737€ |
| 670-EWEC37H07500750 | Ø750 | Ø750 | 231€ |
| 670-EWEC37H07500800 | Ø750 | Ø800 | 741€ |
| 670-EWEC37H08000800 | Ø800 | Ø800 | 249€ |

ADAPTADOR CALDERA MACHO



| CÓDIGO | Ø A | Ø B | € |
|---------------------|------|------|--------|
| 670-EWEC37M00800080 | Ø80 | Ø80 | 21.47€ |
| 670-EWEC37M00800100 | Ø80 | Ø100 | 50€ |
| 670-EWEC37M00800130 | Ø80 | Ø130 | 52€ |
| 670-EWEC37M01000080 | Ø100 | Ø80 | 50€ |
| 670-EWEC37M01000100 | Ø100 | Ø100 | 23€ |
| 670-EWEC37M01000130 | Ø100 | Ø130 | 52€ |
| 670-EWEC37M01000150 | Ø100 | Ø150 | 61€ |
| 670-EWEC37M01100080 | Ø110 | Ø80 | 50€ |
| 670-EWEC37M01100100 | Ø110 | Ø100 | 54€ |
| 670-EWEC37M01100130 | Ø110 | Ø130 | 52€ |
| 670-EWEC37M01100150 | Ø110 | Ø150 | 61€ |
| 670-EWEC37M01200080 | Ø120 | Ø80 | 52€ |
| 670-EWEC37M01200100 | Ø120 | Ø100 | 54€ |
| 670-EWEC37M01200130 | Ø120 | Ø130 | 52€ |
| 670-EWEC37M01200150 | Ø120 | Ø150 | 61€ |
| 670-EWEC37M01250080 | Ø125 | Ø80 | 52€ |
| 670-EWEC37M01250100 | Ø125 | Ø100 | 54€ |
| 670-EWEC37M01250130 | Ø125 | Ø130 | 24.54€ |
| 670-EWEC37M01250150 | Ø125 | Ø150 | 61€ |
| 670-EWEC37M01300080 | Ø130 | Ø80 | 52€ |
| 670-EWEC37M01300100 | Ø130 | Ø100 | 54€ |
| 670-EWEC37M01300130 | Ø130 | Ø130 | 24.54€ |
| 670-EWEC37M01300150 | Ø130 | Ø150 | 62€ |
| 670-EWEC37M01300180 | Ø130 | Ø180 | 74€ |
| 670-EWEC37M01350100 | Ø135 | Ø100 | 69€ |
| 670-EWEC37M01350130 | Ø135 | Ø130 | 24.54€ |
| 670-EWEC37M01350150 | Ø135 | Ø150 | 62€ |
| 670-EWEC37M01350180 | Ø135 | Ø180 | 74€ |
| 670-EWEC37M01400100 | Ø140 | Ø100 | 69€ |
| 670-EWEC37M01400130 | Ø140 | Ø130 | 69€ |
| 670-EWEC37M01400150 | Ø140 | Ø150 | 27.59€ |
| 670-EWEC37M01400180 | Ø140 | Ø180 | 74€ |
| 670-EWEC37M01500100 | Ø150 | Ø100 | 69€ |
| 670-EWEC37M01500130 | Ø150 | Ø130 | 69€ |
| 670-EWEC37M01500150 | Ø150 | Ø150 | 27.59€ |
| 670-EWEC37M01500180 | Ø150 | Ø180 | 76€ |
| 670-EWEC37M01500200 | Ø150 | Ø200 | 85€ |
| 670-EWEC37M01600130 | Ø160 | Ø130 | 80€ |
| 670-EWEC37M01600150 | Ø160 | Ø150 | 27.59€ |
| 670-EWEC37M01600180 | Ø160 | Ø180 | 76€ |
| 670-EWEC37M01600200 | Ø160 | Ø200 | 85€ |
| 670-EWEC37M01750130 | Ø175 | Ø130 | 80€ |
| 670-EWEC37M01750150 | Ø175 | Ø150 | 77€ |
| 670-EWEC37M01750180 | Ø175 | Ø180 | 33.72€ |
| 670-EWEC37M01750200 | Ø175 | Ø200 | 85€ |
| 670-EWEC37M01800130 | Ø180 | Ø130 | 80€ |
| 670-EWEC37M01800150 | Ø180 | Ø150 | 77€ |
| 670-EWEC37M01800180 | Ø180 | Ø180 | 33.72€ |
| 670-EWEC37M01800200 | Ø180 | Ø200 | 89€ |
| 670-EWEC37M01800250 | Ø180 | Ø250 | 92€ |
| 670-EWEC37M02000150 | Ø200 | Ø150 | 89€ |

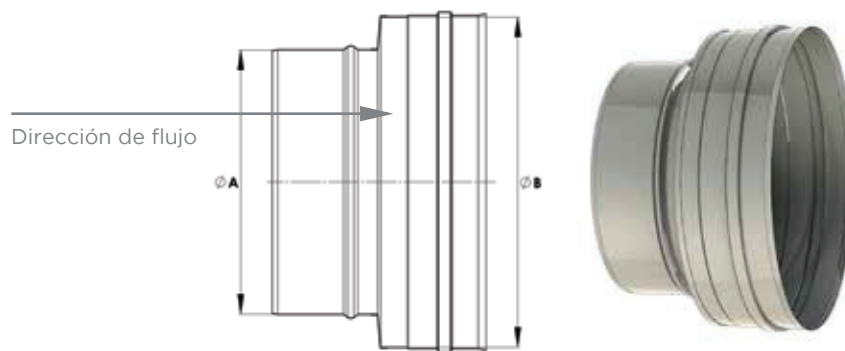
| | | | |
|---------------------|------|------|--------|
| 670-EWEC37M02000180 | Ø200 | Ø180 | 85€ |
| 670-EWEC37M02000200 | Ø200 | Ø200 | 38.52€ |
| 670-EWEC37M02000250 | Ø200 | Ø250 | 93€ |
| 670-EWEC37M02000300 | Ø200 | Ø300 | 121€ |
| 670-EWEC37M02250180 | Ø225 | Ø180 | 91€ |
| 670-EWEC37M02250200 | Ø225 | Ø200 | 91€ |
| 670-EWEC37M02250250 | Ø225 | Ø250 | 93€ |
| 670-EWEC37M02250300 | Ø225 | Ø300 | 121€ |
| 670-EWEC37M02500180 | Ø250 | Ø180 | 91€ |
| 670-EWEC37M02500200 | Ø250 | Ø200 | 91€ |
| 670-EWEC37M02500250 | Ø250 | Ø250 | 45.92€ |
| 670-EWEC37M02500300 | Ø250 | Ø300 | 123€ |
| 670-EWEC37M02500350 | Ø250 | Ø350 | 129€ |
| 670-EWEC37M03000250 | Ø300 | Ø250 | 125€ |
| 670-EWEC37M03000300 | Ø300 | Ø300 | 52€ |
| 670-EWEC37M03000350 | Ø300 | Ø350 | 130€ |
| 670-EWEC37M03000400 | Ø300 | Ø400 | 151€ |
| 670-EWEC37M03500250 | Ø350 | Ø250 | 143€ |
| 670-EWEC37M03500300 | Ø350 | Ø300 | 144€ |
| 670-EWEC37M03500350 | Ø350 | Ø350 | 61€ |
| 670-EWEC37M03500400 | Ø350 | Ø400 | 158€ |
| 670-EWEC37M03500450 | Ø350 | Ø450 | 250€ |
| 670-EWEC37M04000300 | Ø400 | Ø300 | 159€ |
| 670-EWEC37M04000350 | Ø400 | Ø350 | 150€ |
| 670-EWEC37M04000400 | Ø400 | Ø400 | 69€ |
| 670-EWEC37M04000450 | Ø400 | Ø450 | 252€ |
| 670-EWEC37M04000500 | Ø400 | Ø500 | 340€ |
| 670-EWEC37M04500350 | Ø450 | Ø350 | 207€ |
| 670-EWEC37M04500400 | Ø450 | Ø400 | 219€ |
| 670-EWEC37M04500450 | Ø450 | Ø450 | 93€ |
| 670-EWEC37M04500500 | Ø450 | Ø500 | 344€ |
| 670-EWEC37M04500550 | Ø450 | Ø550 | 617€ |
| 670-EWEC37M05000400 | Ø500 | Ø400 | 221€ |
| 670-EWEC37M05000450 | Ø500 | Ø450 | 259€ |
| 670-EWEC37M05000500 | Ø500 | Ø500 | 132€ |
| 670-EWEC37M05000550 | Ø500 | Ø550 | 621€ |
| 670-EWEC37M05000600 | Ø500 | Ø600 | 556€ |
| 670-EWEC37M05500450 | Ø550 | Ø450 | 383€ |
| 670-EWEC37M05500500 | Ø550 | Ø500 | 509€ |
| 670-EWEC37M05500550 | Ø550 | Ø550 | 184€ |
| 670-EWEC37M05500600 | Ø550 | Ø600 | 558€ |
| 670-EWEC37M05500650 | Ø550 | Ø650 | 599€ |
| 670-EWEC37M06000500 | Ø600 | Ø500 | 525€ |
| 670-EWEC37M06000550 | Ø600 | Ø550 | 647€ |
| 670-EWEC37M06000600 | Ø600 | Ø600 | 184€ |
| 670-EWEC37M06000650 | Ø600 | Ø650 | 603€ |
| 670-EWEC37M06000700 | Ø600 | Ø700 | 646€ |
| 670-EWEC37M06500650 | Ø650 | Ø650 | 199€ |
| 670-EWEC37M06500700 | Ø650 | Ø700 | 650€ |
| 670-EWEC37M06500750 | Ø650 | Ø750 | 690€ |
| 670-EWEC37M07000700 | Ø700 | Ø700 | 214€ |
| 670-EWEC37M07000750 | Ø700 | Ø750 | 695€ |
| 670-EWEC37M07000800 | Ø700 | Ø800 | 737€ |
| 670-EWEC37M07500750 | Ø750 | Ø750 | 231€ |
| 670-EWEC37M07500800 | Ø750 | Ø800 | 741€ |
| 670-EWEC37M08000800 | Ø800 | Ø800 | 249€ |



CHIMENEA INDIVIDUAL

Sistema EW - ECO 304

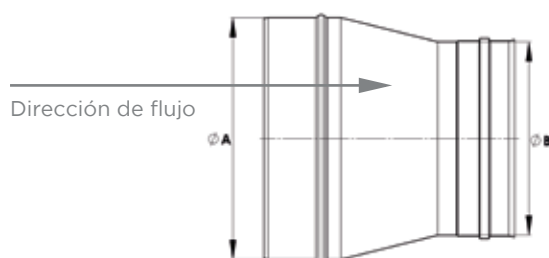
AMPLIACIONES



| CÓDIGO | Ø A | Ø B | € |
|-------------------|------|------|-------|
| 670-EWECA00800100 | Ø80 | Ø100 | 47.4€ |
| 670-EWECA00800130 | Ø80 | Ø130 | 70€ |
| 670-EWECA00800150 | Ø80 | Ø150 | 85€ |
| 670-EWECA00800180 | Ø80 | Ø180 | 104€ |
| 670-EWECA01000130 | Ø100 | Ø130 | 67€ |
| 670-EWECA01000150 | Ø100 | Ø150 | 82€ |
| 670-EWECA01000180 | Ø100 | Ø180 | 100€ |
| 670-EWECA01000200 | Ø100 | Ø200 | 125€ |
| 670-EWECA01250130 | Ø125 | Ø130 | 61€ |
| 670-EWECA01250150 | Ø125 | Ø150 | 79€ |
| 670-EWECA01250180 | Ø125 | Ø180 | 94€ |
| 670-EWECA01250200 | Ø125 | Ø200 | 121€ |
| 670-EWECA01250250 | Ø125 | Ø250 | 148€ |
| 670-EWECA01300150 | Ø130 | Ø150 | 72€ |
| 670-EWECA01300180 | Ø130 | Ø180 | 92€ |
| 670-EWECA01300200 | Ø130 | Ø200 | 116€ |
| 670-EWECA01300250 | Ø130 | Ø250 | 143€ |
| 670-EWECA01300300 | Ø130 | Ø300 | 180€ |
| 670-EWECA01500180 | Ø150 | Ø180 | 84€ |
| 670-EWECA01500200 | Ø150 | Ø200 | 113€ |
| 670-EWECA01500250 | Ø150 | Ø250 | 135€ |
| 670-EWECA01500300 | Ø150 | Ø300 | 174€ |
| 670-EWECA01500350 | Ø150 | Ø350 | 209€ |
| 670-EWECA01800200 | Ø180 | Ø200 | 101€ |
| 670-EWECA01800250 | Ø180 | Ø250 | 131€ |
| 670-EWECA01800300 | Ø180 | Ø300 | 167€ |
| 670-EWECA01800350 | Ø180 | Ø350 | 200€ |
| 670-EWECA01800400 | Ø180 | Ø400 | 255€ |
| 670-EWECA02000250 | Ø200 | Ø250 | 119€ |
| 670-EWECA02000300 | Ø200 | Ø300 | 159€ |
| 670-EWECA02000350 | Ø200 | Ø350 | 193€ |
| 670-EWECA02000400 | Ø200 | Ø400 | 245€ |
| 670-EWECA02000450 | Ø200 | Ø450 | 274€ |
| 670-EWECA02500300 | Ø250 | Ø300 | 146€ |
| 670-EWECA02500350 | Ø250 | Ø350 | 187€ |
| 670-EWECA02500400 | Ø250 | Ø400 | 235€ |
| 670-EWECA02500450 | Ø250 | Ø450 | 262€ |
| 670-EWECA02500500 | Ø250 | Ø500 | 287€ |
| 670-EWECA03000350 | Ø300 | Ø350 | 168€ |

| | | | |
|-------------------|------|------|------|
| 670-EWECA03000400 | Ø300 | Ø400 | 227€ |
| 670-EWECA03000450 | Ø300 | Ø450 | 252€ |
| 670-EWECA03000500 | Ø300 | Ø500 | 278€ |
| 670-EWECA03000550 | Ø300 | Ø550 | 317€ |
| 670-EWECA03500400 | Ø350 | Ø400 | 206€ |
| 670-EWECA03500450 | Ø350 | Ø450 | 238€ |
| 670-EWECA03500500 | Ø350 | Ø500 | 267€ |
| 670-EWECA03500550 | Ø350 | Ø550 | 308€ |
| 670-EWECA03500600 | Ø350 | Ø600 | 328€ |
| 670-EWECA04000450 | Ø400 | Ø450 | 220€ |
| 670-EWECA04000500 | Ø400 | Ø500 | 253€ |
| 670-EWECA04000550 | Ø400 | Ø550 | 295€ |
| 670-EWECA04000600 | Ø400 | Ø600 | 315€ |
| 670-EWECA04000650 | Ø400 | Ø650 | 347€ |
| 670-EWECA04500500 | Ø450 | Ø500 | 231€ |
| 670-EWECA04500550 | Ø450 | Ø550 | 281€ |
| 670-EWECA04500600 | Ø450 | Ø600 | 303€ |
| 670-EWECA04500650 | Ø450 | Ø650 | 337€ |
| 670-EWECA04500700 | Ø450 | Ø700 | 431€ |
| 670-EWECA05000550 | Ø500 | Ø550 | 255€ |
| 670-EWECA05000600 | Ø500 | Ø600 | 287€ |
| 670-EWECA05000650 | Ø500 | Ø650 | 318€ |
| 670-EWECA05000700 | Ø500 | Ø700 | 414€ |
| 670-EWECA05000750 | Ø500 | Ø750 | 450€ |
| 670-EWECA05500600 | Ø550 | Ø600 | 262€ |
| 670-EWECA05500650 | Ø550 | Ø650 | 308€ |
| 670-EWECA05500700 | Ø550 | Ø700 | 396€ |
| 670-EWECA05500750 | Ø550 | Ø750 | 432€ |
| 670-EWECA05500800 | Ø550 | Ø800 | 492€ |
| 670-EWECA06000650 | Ø600 | Ø650 | 279€ |
| 670-EWECA06000700 | Ø600 | Ø700 | 383€ |
| 670-EWECA06000750 | Ø600 | Ø750 | 416€ |
| 670-EWECA06000800 | Ø600 | Ø800 | 474€ |
| 670-EWECA06500700 | Ø650 | Ø700 | 345€ |
| 670-EWECA06500750 | Ø650 | Ø750 | 397€ |
| 670-EWECA06500800 | Ø650 | Ø800 | 453€ |
| 670-EWECA07000750 | Ø700 | Ø750 | 362€ |
| 670-EWECA07000800 | Ø700 | Ø800 | 432€ |
| 670-EWECA07500800 | Ø750 | Ø800 | 393€ |

REDUCCIONES



| CÓDIGO | Ø A | Ø B | € |
|-------------------|------|------|--------------|
| 670-EWECR01000080 | Ø100 | Ø80 | 47.4€ |
| 670-EWECR01250080 | Ø125 | Ø80 | 67€ |
| 670-EWECR01250100 | Ø125 | Ø100 | 61€ |
| 670-EWECR01300080 | Ø130 | Ø80 | 70€ |
| 670-EWECR01300100 | Ø130 | Ø100 | 67€ |
| 670-EWECR01500080 | Ø150 | Ø80 | 85€ |
| 670-EWECR01500100 | Ø150 | Ø100 | 82€ |
| 670-EWECR01500130 | Ø150 | Ø130 | 72€ |
| 670-EWECR01800080 | Ø180 | Ø80 | 104€ |
| 670-EWECR01800100 | Ø180 | Ø100 | 100€ |
| 670-EWECR01800130 | Ø180 | Ø130 | 92€ |
| 670-EWECR01800150 | Ø180 | Ø150 | 84€ |
| 670-EWECR02000100 | Ø200 | Ø100 | 125€ |
| 670-EWECR02000130 | Ø200 | Ø130 | 116€ |
| 670-EWECR02000150 | Ø200 | Ø150 | 113€ |
| 670-EWECR02000180 | Ø200 | Ø180 | 101€ |
| 670-EWECR03000250 | Ø300 | Ø250 | 146€ |
| 670-EWECR03500250 | Ø350 | Ø250 | 187€ |
| 670-EWECR03500300 | Ø350 | Ø300 | 168€ |
| 670-EWECR04000250 | Ø400 | Ø250 | 235€ |
| 670-EWECR04000300 | Ø400 | Ø300 | 227€ |
| 670-EWECR04000350 | Ø400 | Ø350 | 206€ |
| 670-EWECR04500250 | Ø450 | Ø250 | 262€ |
| 670-EWECR04500300 | Ø450 | Ø300 | 252€ |
| 670-EWECR04500350 | Ø450 | Ø350 | 238€ |
| 670-EWECR04500400 | Ø450 | Ø400 | 220€ |
| 670-EWECR05000250 | Ø500 | Ø250 | 287€ |
| 670-EWECR05000300 | Ø500 | Ø300 | 278€ |
| 670-EWECR05000350 | Ø500 | Ø350 | 267€ |
| 670-EWECR05000400 | Ø500 | Ø400 | 253€ |

| | | | |
|-------------------|------|------|-------------|
| 670-EWECR05000450 | Ø500 | Ø450 | 231€ |
| 670-EWECR05500300 | Ø550 | Ø300 | 317€ |
| 670-EWECR05500350 | Ø550 | Ø350 | 308€ |
| 670-EWECR05500400 | Ø550 | Ø400 | 295€ |
| 670-EWECR05500450 | Ø550 | Ø450 | 281€ |
| 670-EWECR05500500 | Ø550 | Ø500 | 255€ |
| 670-EWECR06000350 | Ø600 | Ø350 | 328€ |
| 670-EWECR06000400 | Ø600 | Ø400 | 315€ |
| 670-EWECR06000450 | Ø600 | Ø450 | 303€ |
| 670-EWECR06000500 | Ø600 | Ø500 | 287€ |
| 670-EWECR06000550 | Ø600 | Ø550 | 262€ |
| 670-EWECR06500400 | Ø650 | Ø400 | 347€ |
| 670-EWECR06500450 | Ø650 | Ø450 | 337€ |
| 670-EWECR06500500 | Ø650 | Ø500 | 318€ |
| 670-EWECR06500550 | Ø650 | Ø550 | 308€ |
| 670-EWECR06500600 | Ø650 | Ø600 | 279€ |
| 670-EWECR07000450 | Ø700 | Ø450 | 431€ |
| 670-EWECR07000500 | Ø700 | Ø500 | 414€ |
| 670-EWECR07000550 | Ø700 | Ø550 | 396€ |
| 670-EWECR07000600 | Ø700 | Ø600 | 383€ |
| 670-EWECR07000650 | Ø700 | Ø650 | 345€ |
| 670-EWECR07500500 | Ø750 | Ø500 | 450€ |
| 670-EWECR07500550 | Ø750 | Ø550 | 432€ |
| 670-EWECR07500600 | Ø750 | Ø600 | 416€ |
| 670-EWECR07500650 | Ø750 | Ø650 | 397€ |
| 670-EWECR07500700 | Ø750 | Ø700 | 362€ |
| 670-EWECR08000550 | Ø800 | Ø550 | 492€ |
| 670-EWECR08000600 | Ø800 | Ø600 | 474€ |
| 670-EWECR08000650 | Ø800 | Ø650 | 453€ |
| 670-EWECR08000700 | Ø800 | Ø700 | 432€ |
| 670-EWECR08000750 | Ø800 | Ø750 | 393€ |